

# Cleaning Equipment ApS



**2020-02A**

## Cleaning Equipment ApS

Phone: +45 86 57 25 99






Homepage: [www.scanfoam.com](http://www.scanfoam.com)

<b>Updates 2016-10b</b>	Added item no: 83484 "Hose chem. 1/4"M-M20 F, 700mm compl." Added item no: 86888 "Hose chem. 1/4"F-M20 F, 700mm compl." Added item no: 86766 "Wash Gun shower, Brass, Male quick coupl	Page 24 Page 24 Page 7
<b>Updates 2016-10c</b>	Added item no: 87177 "Hose 80bar 50° ½" 100m Updates 2016-10d87133. Adj. Non-Return valve PVC complete. Wall mount	Page 13 Page 24
<b>Updates 2016-04a</b>	Added the new SF-hoses 80 bar	Page 13
<b>Updates 2016-07a</b>	Corrected data for item no: 85796	Page 9
<b>Updates 2016-09a</b>	Corrected data for item no: 83471 "Bracket SS for hose reel 82145, Pivoting"	Page 16
<b>Updates 2016-09b</b>	Added item no: 85788 "Valve set for 2 chem. Sat.Center."	Page 22
<b>Updates 2016-10a</b>	Added EU food grade quality to the 80 bar hoses Added example on connecting the Adj. NRV to an Injector	Page 13 Page 25
<b>Updates 2016-10e</b>	Changed item no: EU food grade quality to the 80 bar hoses. 87177->87288 & 100m->120m	Page 13
<b>Updates 2017-05a</b>	Added Nozzle protection white Added suction tubes with extra long hose	Page 8 Page 21
<b>Updates 2017-06a</b>	Added 88608 "Valve set for 3 chemicals indlet.om Injector	Page 22
<b>Updates 2017-08a</b>	Added 87493 Hose 40m, 87270 Hose 40m	Page 13
<b>Updates 2017-09c</b>	Changed pressure specs for standard hose reel 82128, 82145 and 83470	Page 16, 16
<b>Updates 2018-01a</b>	Changed info@scanfoam.com to order@scanfoam.com and added it to the page-foot	Page All
<b>Updates 2018-01b</b>	Added 87155 "Rinsing tube 70mm 00-50 red"	Page 6
<b>Updates 2018-10a</b>	Minor changes in description text	Page 21
<b>Updates 2019-04a</b>	Removed old standard ½" discharge hoses Added: Discharge high pressure hose 3/8"	Earlier page Page 14 Page 15
<b>Updates 2019-04b</b>	Removed FAX no. from front page Replaced 82128 20m->90033, 82145 30m->90034 and 83470 50m->90035	Page 1 Page 16
<b>Updates 2019-05b</b>	Updated item numbers Removed the chapter "Spray Bar"	Page 15
<b>Updates 2019-06a</b>	Added: "Hose Reel Aut. 200 bar"	Page 18
<b>Updates 2019-11a</b>	Added: "Mixing Loop 91150 and 91160	Page 19
<b>Updates 2020-02a</b>	Added: "High pressure quick coupling"	Page 10

## Table of contents

1.Gun handles.....	4
2.Ball valve handles.....	5
3.Rinsng and Foam Tubes. Lances .....	6
Made for Rinsing. ....	6
Tube with nozzle for Rinsing.....	6
For Rinse, Foam and Disinfection .....	8
4.Brackets .....	8
5.Quick coupling .....	9
High pressure Quick coupling system .....	10
6.Nozzles .....	11
7.Hoses .....	13
8.Hose reels.....	16
9.Mixing Loop.....	19
10.Racks .....	20
11.Suction tube, Double chem. Inlet etc .....	21
12.Trolley .....	23
13.Accessory for PumpSet.....	23
14.Tools for Injector.....	23
15.Adj. Non-Return Valve.....	24

Printed: 24.02.2020

Item	Technical Data	Description
<b>1. Gun handles</b>		
<b>Low-pressure gun handle.</b> Item No. 80371 	1/2" male inlet thread. 50 bar. Quick coupling	Medium pressure gun handle incl. quick coupling / protection. To use for standard foam Equipment.
<b>Low-pressure gun handle</b> Item No. 84820 	1/2" inlet thread. 60 bar. Quick coupling	Medium pressure gun handle. Stainless Steel. Quick coupling with protection
<b>High-pressure gun handle.</b> Item No. 80173 	1/2" BSP inlet thread. 275 bar. Swivel on inlet Quick coupling	High-pressure gun handle with quick coupling and protection on the outlet It is also available without the quick coupling/protection.
<b>Low-pressure gun handle</b> Item No. 85207 	Stainless Steel 1/2" female. 24 bar	Low pressure gun handle.
<b>Low-pressure gun handle</b> Item No. 86738 	Chrome plated 1/2" female. 24 bar	Low pressure gun handle.

## 2. Ball valve handles

**Ball valve handle**  
Item No. 80175



1/2" Outside thread.  
40 bar.  
Quick coupling

Ball valve in brass.  
Quick coupling with protection.

**Ball valve handle**  
Item No. 87174



1/2" Outside thread.  
25 bar.  
Quick coupling

The Ball Valve Handle is made of  
Stainless Steel. It is very robust  
Quick coupling with protection.

**Ball valve handle**  
Item No. 87173

1/2" Inside thread.  
25 bar  
Quick coupling.

The ball valve handle is the same as  
above, just with female thread fitting  
for the hose connection.

**Ball valve handle**  
Item No. 80174



1/2" outside thread.  
70 bar.  
Quick coupling

Ball valve handle in Stainless Steel.  
Quick coupling with protection.

**Ball valve handle**  
Item No. 86206



1/2" Outside thread  
60 bar  
Quick coupling

Protected ball valve handle.

**Swivel**  
Item No. 80211



1/2" outside / 1/2" inside  
thread.

Swivel for installation between hose  
and handle, in stainless steel.

### 3. Rinsing and Foam Tubes. Lances

<b>Rinsing tube, 0°</b>		Made for Rinsing.		Rinsing tube 70 mm in stainless steel.
Item No.	86401	70mm 0°-50 l/min,	Green	Incl. Rinsing nozzle, nozzle protection and quick coupling male.
Item No.	87155	70mm 0°-50 l/min,	Red	This nozzle has a very <b>strong effect</b> when dirt sticks hard to any surface
		Flow at pressure	20 bar	
		<i>Green or Red nozzle protection</i>		



<b>Rinsing tube</b>		Tube with nozzle for Rinsing		Rinsing tube 70 mm in stainless steel.
Item No.	86400	70mm 15°-30 l/min	Blue	Incl. nozzle, nozzle protection and quick coupling male.
		Flow at pressure	20 bar	This nozzle is for jobs when using supply pressure below 25 bar.
		<i>Blue nozzle protection</i>		






<b>Rinsing tubes.</b>				Rinsing tubes in stainless steel.
Item No.	80202	600 mm 15°-30 l/min (20bar)		Incl. Rinsing nozzle
Item No.	80203	800 mm 15°-30 l/min (20bar)		Blue nozzle protection,
Item No.	80204	1000 mm 15°-30 l/min (20bar)		Quick coupling male.
		<i>Rinsing tubes in diff. Lengths and diff. nozzles on request</i>		
		<i>Blue nozzle protection</i>		





<b>Rinsing tube 900 mm special.</b>				Rinsing tubes in stainless steel.
Item No.	80208	900mm 15°-30 l/min (20bar)		Incl.
				Rinsing nozzle
				Nozzle protection
				Quick coupling male.
		<i>Blue nozzle protection</i>		





<b>Foam tubes, wide</b>		Particular made for Foaming	Foam tube 70mm in stainless steel.
Item No.	87074	80mm 50°-150 l/min (20bar)	Incl. foam nozzle, nozzle protection and quick coupling male.
Item No.	80566	80mm 50°-200 l/min (20bar)	
			
Item No.	80193	200mm 50°-150 l/min (20bar)	Foam tubes in stainless steel.
Item No.	80194	300mm 50°-150 l/min (20bar)	Includes
Item No.	87828	400mm 50°-150 l/min (20bar)	Foam nozzle
Item No.	80195	500mm 50°-150 l/min (20bar)	White nozzle protection
Item No.	80196	600mm 50°-150 l/min (20bar)	Pipe
Item No.	80197	1500mm 50°-150 l/min (20bar)	Quick coupling male.
		<i>Foaming tubes in special Lengths and other nozzles on request</i>	


<b>Foaming tube. High pressure.</b>		Especially for 50-150 bar high pressure cleaning systems	Foaming tube in stainless steel with built in air injector.
Item No.	86419	Includes male quick coupling	Supply of compressed air is not needed.
			

<b>Disinfection tube, wide</b>		<b>Particular made for Disinfection.</b>	Disinfection tube 70 mm in stainless steel.
Item No.	80201	70mm 25°-30 l/min (20bar)	Incl. Rinsing nozzle, nozzle protection and quick coupling male.
		Quick coupling male	This nozzle is for general purpose cleaning jobs when using supply pressure below 25 bar.
		<i>Yellow nozzle protection</i>	


<b>Wash gun Shower</b>			Wash gun with adjustable beam.
Item No.	86759	- 1/2" Outside thread	Rinsing and Foaming.
Item No.	86766	- Male Quick coupling	Made of EPDM / Brass
		Pressure 16 bar	
		Colour White/Black	

<b>Set of Tubes.</b>	For Rinse, Foam and Disinfection	Set of tubes incl.:
Item No. 80209	<i>Blue nozzle protection</i>	Bracket for tubes No. 80169
		600 mm Rinse tube No. 80202
		200 mm foam tube No. 80193
		70 mm disinf. tube No. 80201

<b>Nozzle protection</b>	Nozzle protection 1/4"	Nozzle protection for Rinse, foam and gel tubes. 1/4".
Item No. 80139	Blue colour - Rinsing	Resistant to various cleaning products.
Item No. 81890	White colour - Foam	
Item No. 80355	Yellow colour – Disinfection	
Item No. 80367	Green colour	
Item No. 80988	Red colour – (Special)	
Item No. 82165	Black – (Special)	
		

<b>Nozzle protect white</b>	Nozzle protection 1/2" (white)	This nozzle protection is made for 1/2" nozzles and Foam Tubes like 87074, 80193 etc.
Item No. 84821		See Foam tubes, wide page 7.
		

## 4. Brackets

<b>Bracket for tubes.</b>	Size:	The brackets is made of Stainless Steel
Item No. 82109	228 mm L x 21 mm H	- Bracket for 5 tubes
Item No. 82103	183 mm L x 30 mm H	- Bracket for 4 tubes
Item No. 80169	138 mm L x 21 mm H	- Bracket for 3 tubes
		



## 5. Quick coupling

### Quick coupling ¼" BSP" F

Item No. 80098



¼" Inside thread

150 bar

Quick coupling in stainless steel.

### Quick coupling 3/8" BSP F

Item No. 80099



3/8" Inside thread

150 bar

Quick coupling in stainless steel.

### Quick coupling ½" BSP F

Item No. 81753



½" Inside thread

150 bar

Quick coupling in stainless steel.

### Quick coupling ½" BSP M

Item No. 80097



½" Outside thread

150 bar

Quick coupling in stainless steel.

### Quick coupling ½" BSP M

Item No. 85796



½" Outside thread

Conic seal face

200 bar

Quick coupling in stainless steel.


### Protection for Quick coupling


Item No. 84059





As well as protecting the quick coupling, it protects the floor and machinery etc.


See next page for HP Female Quick coupling

<b>Quick coupling</b> Item No. 80213	Male part coupling 1/2" Inside thread.	Quick coupling in stainless steel.
		



<b>Quick coupling</b> Item No. 80330	Male part coupling 1/4" Inside thread.	Quick coupling in stainless steel.
		

<b>Quick coupling</b> Item No. 80214	Male part coupling 1/2" Outside thread.	Quick coupling in stainless steel.
		

<b>Quick coupling</b> Item No. 80361	Male part coupling 3/8" Outside thread.	Quick coupling in stainless steel.
		

<b>Quick coupling</b> Item No. 80214	Male part coupling 1/2" Outside thread.	Quick coupling in stainless steel.
		

### High pressure Quick coupling system

<b>Quick coupling 200bar</b> Item No. 87469	Female part. 3/8" Ins. Thread	This Quick coupling in stainless steel is very robust at high pressure. For: <ul style="list-style-type: none"> <li>- Injectors with 200bar max pressure.</li> <li>- HP Foam Lance</li> </ul>
		
Item No. 81347	Male part. 3/8" Ins. Thread	
		

## 6. Nozzles

### Foam nozzles 1/2"

Item No. 80885

00°-150 l/min.

Item No. 80886

50°-150 l/min.


Item No. 80887

80°-150 l/min.

Foam nozzles 1/2" for Foam tubes

Material: Stainless Steel.

*Many other sizes on request.*



At 20 bar water pressure.

### Rinsing nozzles 1/4"

Item No. 80233

00°-20 l/min

Item No. 80234

15°-20 l/min

Item No. 80235

25°-20 l/min

Item No. 80236

40°-20 l/min

Rinsing nozzles 1/4" for Rinsing and Disinfection tubes.

Material: Stainless Steel.

*Many other sizes on request.*

Item No. 80237

00°-30 l/min

Item No. 80238


15°-30 l/min

Item No. 80239

25°-30 l/min

Item No. 80240

40°-30 l/min














The performance is due at 20 bar water pressure.

+-







Item	Technical Data	Description
------	----------------	-------------

## 7. Hoses

<b>SF-Hose 80bar 1/2" Inside thread Standard</b>   	<b>Item No:</b> 87181..... 5 m 87183..... 10 m 87184..... 15 m 87185..... 20 m 87186..... 25 m 87187..... 30 m 87188..... 35 m 87493..... 40 m 88795..... 50 m	<b>Max. pressure/temp.</b> 80 bar/23°C. 25 bar/65°C.  Standard BSP thread connection  Special length on request
<b>SF-Hose 80bar 1/2" Inside thread Stainless Steel</b>   	<b>Item No:</b> 87247..... 5 m 87249..... 10 m 87252..... 15 m 87253..... 20 m 87256..... 25 m 87258..... 30 m 87259..... 35 m	<b>Max. pressure/temp.</b> 80 bar/23°C. 25 bar/65°C.  Standard BSP thread connection  Special length on request
<b>SF-Hose 80bar 1/2" Outside thread Standard</b>   	<b>Item No:</b> 87189..... 5 m 87193..... 10 m 87194..... 15 m 87195..... 20 m 87197..... 25 m 87198..... 30 m 87199..... 35 m 87270..... 40 m	<b>Max. pressure/temp.</b> 80 bar/23°C. 25 bar/65°C.  Standard BSP thread connection  Special length on request  <i>Fits competitive equipment</i>
<b>SF-Hose 80bar 1/2" Outside thread Stainless Steel</b>   	<b>Item No:</b> 87273..... 5 m 87274..... 10 m 87275..... 15 m 87276..... 20 m 87283..... 25 m 87284..... 30 m 87287..... 35 m	<b>Max. pressure/temp.</b> 80 bar/23°C. 25 bar/65°C.  Standard BSP thread connection  Special length on request  <i>Fits competitive equipment</i>
<b>SF-Hose 80bar 1/2" / ø22,5</b>   	<b>Item No:</b> 87288..... 120 m	<b>Max. pressure/temp.</b> 80 bar/23°C. 25 bar/65°C.  Robust and approved for food industry 



Item	Technical Data	Description
<b>Discharge high pressure hose 3/8"</b> Item No: 86250 ..... 20M 87153 ..... 25M 89089 ..... 30M 88867 ..... 40M 	Max. pressure/temp. 400 bar/150°C.  <b>3/8" Male x 3/8" Male</b>  <b>Other lengths and connections on request.</b>	<b>Chromed connections.</b>
<b>Discharge high pressure hose 1/2"</b> Item No: 80187 ..... 15 m 80188 ..... 20 m 80189 ..... 25 m 80190 ..... 30 m 	Max. pressure/temp. 210 bar/150°C.  <b>Other lengths and connections on request.</b> <b>Stainless Steel fittings available</b>	<b>Female connection</b> Discharge high pressure hose 1/2", with inside thread <b>chromed connections.</b>
<b>Chemical hoses</b> <b>ø6, ø8 and ø10 hoses</b> <b>PTFE/Stainless Steel</b> Eks with 1/4" outside thread connection Item No: 84506 ..... 0,30 m 89447 ..... 0,51 m 89448 ..... 1,0 m 89418 ..... 2,0 m 89445 ..... 5,0 m 	Available connections: 1/8" male and 1/8" female Hose inner dia: 6mm 1/4" male and 1/4" female Hose inner dia: 6/8/10mm 3/8" male and 3/8" female Hose inner dia: 6/8/10mm Max pressure           50 bar Max temperature       100 °C Sample picture 	The hose series is made for concentrated chemicals except strong Chlorine. Inner hose: Teflon / PTFE. Fittings in touch with media: AISI 316 Hose protection: Flexible net made of Stainless Steel AISI 304. Simple male or union connection is available  <b>Any length on request</b>

Picture of hose ø8 and 1/4"

Picture of hose ø6 and 3/8"

## 8. Hose reels

### Standard automatic hose reels. 100 bar

#### Hose reel. Aut.

Item No. 90033



#### Dimensions:

Inlet 1/2" BSP Male  
Outlet 1/2" BSP Male  
Diameter ø510 mm

Max pressure at 100°C:  
Standard 100 bar

**Note!** The performance can be limited by the max temperature or pressure of the hose.

Automatic hose reel in stainless steel. Max. **20 m.** 1/2" (ø22) hose.

Price does not Incl. a hose.

The reliable construction provides maintenance-free operation for safe and easy use.

**Mounting: Wall, underneath roof and on the floor.**

The hose handle rollers can be adjusted vertically or horizontally.

#### Options:

Feeding hose 1,5m: 81023

Feeding hose 2,0m: 81034

#### Pivoting bracket

Item No. 90036

#### Material

Stainless Steel



The pivoting bracket pivots +/- 40° from side to side.

It includes bolts for mounting the hose reel 90033. See above.

#### Hose reel Aut.

Item No. 90034



Hose reel in **stainless steel** for up to. **30 m. 1/2" hose.**

#### Dimensions:

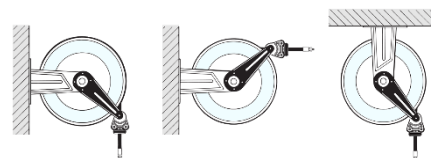
Inlet 1/2" BSP Male  
Outlet 1/2" BSP Male  
Diameter: ø510 mm

Max pressure at 100°C:  
Standard 100 bar

#### Hose length:

ø22 // 1/2" Max 30m  
ø28 // 3/4" Max 22m  
ø34 // 1" Max 17m

The hose reel is for mounting on: Wall and Ceiling



The reliable construction provides maintenance-free operation for safe and easy use.

#### Options:

Feeding hose 1,5m: 81023

Feeding hose 2,0m: 81034

#### Option for 90034:

#### Pivoting bracket


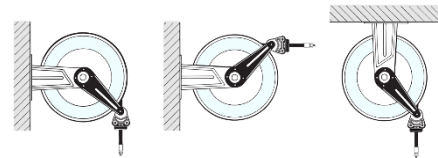
Item no. 90037

#### Material:



Stainless Steel





<b>Hose reel Aut.</b> Item No. 90035	Hose reel in <b>stainless steel</b> for <b>up to. 50 m. 1/2" hose.</b>	The hose reel is for mounting on: Wall and Ceiling
	Dimensions: Inlet 1/2" BSP Male Outlet 1/2" BSP Male Diameter: ø510 mm  Max pressure at 100°C: Standard 100 bar	 The hose guide is adjustable for many directions The reliable construction provides maintenance-free operation for safe and easy use.
	Foot print (WxH) 49 x 35 cm	Pivoting bracket is not available for this hose reel.
	Hose length: ø22 // 1/2" Max 50m ø28 // 3/4" Max 35m	<i>Options:</i> Feeding hose 1,5m: 81023 Feeding hose 2,0m: 81034

## Manual hose reels. 300 bar

<b>Hose reel. Manual</b> Item No. 85210	Connection: Inlet 1/2" BSP Female Outlet 1/2" BSP Female	Hose reel in <b>stainless steel</b> for <b>max. 10 m. 1/2" hose (ø22mm).</b>
	Max pressure 300 bar Max temperature: 100 °C Size: Diameter ø45 cm Width 10 cm	The reliable construction provides maintenance-free operation for safe and easy use.
<b>Hose reel. Manual</b> Item No.85186	Width 20 cm	Hose reel in <b>stainless steel</b> for <b>max. 20 m. 1/2" hose (ø22mm).</b>
		

## Standard automatic hose reels. 200 bar

### Hose reel. Aut. Item No. 89090



#### Dimensions:

Inlet ½" BSP Male  
Outlet 3/8" BSP  
Diameter ø510 mm  
Max pressure at 70°C:  
Standard 200 bar

**Note!** The performance can be limited by the max temperature or pressure of the hose.

Automatic hose reel in stainless steel.  
Max. **25 m.** 3/8" hose.

Hose is optional.

The reliable construction provides maintenance-free operation for safe and easy use.

**Mounting: Wall, underneath roof and on the floor.**

The hose handle rollers can be adjusted vertically or horizontally.

#### Options:

Feeding hose 1,5m: 81023

Feeding hose 2,0m: 81034

### Hose reel. Aut. Item No. 89091



#### Dimensions:

Inlet ½" BSP Male  
Outlet 3/8" BSP  
Diameter ø510 mm  
Max pressure at 70°C:  
Standard 200 bar

**Note!** The performance can be limited by the max temperature or pressure of the hose.

Automatic hose reel in stainless steel.  
Max. **35 m.** 3/8" hose.

Hose is optional.

The reliable construction provides maintenance-free operation for safe and easy use.

**Mounting: Wall, underneath roof and on the floor.**

The hose handle rollers can be adjusted vertically or horizontally.

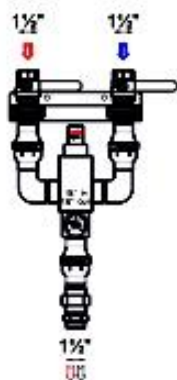
#### Options:

Feeding hose 1,5m: 81023

Feeding hose 2,0m: 81034

## 9. Mixing Loop

**Mixing loop 1½".**  
**COMPACT**  
**Incl. Thermostate**



*91160 is shown*

Item No:

91150..... 8- 90L

91160..... 15-250L

Capacity is at 3 bar inlet pressure.

Temp. Range: 28°-55°C

Optional tube system for conn. To a Sat.Center

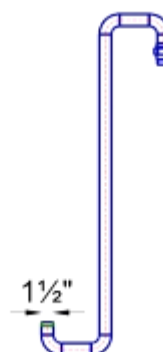
91157..... 1" / 90L

91167..... 1½" / 250L

Tube systems for connecting to a horizontal PumpSet is also available. Ask for info.

The COMPACT unit is built for directly mounting on a vertical PumpSet that is mounted on the floor. Filters for the unit is optional.

For connecting it to a Satellite Center that is lifted 800mm from the floor, optional tube systems are available.



*Tube system 1½" for a Sat.Center 250L*

Tubes for other equipment on request

**Also, manual Mixing Loop is available**

## 10. Racks

### Rack for container and a Satellite.

Item No. 80156



Size:  
Height: 1850mm  
With: 585mm

Rack in stainless steel, for two 25 l container and Satellite.  
For floor mounting.

### Rack for container and a Satellite.

Item No. 87272



Size:  
Height: 1625mm  
With: 635mm

Rack in stainless steel plate, for two 25 l containers, Satellite and a hose reel.  
Also suitable for a Door Spray unit  
For floor mounting and wall mounting.

### Rack for container.

Item No. 80171. For 1 container



Height: 250 mm  
Width: 445 mm

Rack in stainless steel, for one or two 25 kg container.  
For wall mounting.


Item No. 80168. For 2 containers



Width: 580 mm

### Bracket for hose.

Item No. 80162



Height: 160 mm  
Width: 504 mm

Bracket for hose, in stainless steel, for max. 35 meter. hose.  
For wall mounting.

## 11. Suction tube, Double chem. Inlet etc

### Suction tube.

Item No.85041

Item No.87478

Item No.85844

Item No.87488



Suction tube incl. foot valve.  
PVC 540mm, incl. hose 1.500 mm

PVC 540mm, incl. hose 1.800 mm

StSt 540mm, incl. hose 1.500mm

StSt 540mm, incl. hose 3.000mm

Suction tube in grey PVC or  
Stainless Steel.

For 20-25 l containers.

The Suction Tubes has mounted  
standard fittings for Injectors.

### Level tube.

Item No.82809

Item No 81396



Hose diameter: 9/12 (Sat.Supply)

Hose diameter: 6/9 (Injector etc.)

Level sensor for indication of low  
level in container.

Length 495 mm, incl. hose 1800 mm

Diameter Level tube: 40mm

Level tube in grey PVC, for 25l  
container.

*Level tube made of AISI 316  
Stainless Steel / PTFE material  
for very strong acids on request.*

### Level tube long.

Item No.89429



Length of level tube 1155 mm

Diameter Level tube: 40 mm

Hose diameter: 9/12

Hose length 4,0 m

Level sensor for indication of low  
level in container.

Length of wire total: 10 m

Level tube in grey PVC, for big  
containers. (425, 640, 800 litre or  
more)

For automatic and fast chemical  
distribution like Sat.Supply, CIP-  
EL etc.

Available hose fittings:  
PVDF 1/4" 3/8" and 1/2"

*Special edition for strong acid:  
Level tube made of AISI 316  
Stainless Steel / PTFE material on  
request. Available in the normal or  
the long edition*

### Restriction Set.

Item No.84051



The standard restriction set contains  
the following:

White ----- 1% Item no. 83008

Red ----- 2% Item no. 81767

Blue ----- 3% Item no. 83007

Black ----- 4% Item no. 81768

Orange ----- 5% Item no. 83006

Grey ----- 6% Item no. 81769

Holder for restrictor Item no. 85040

The Restrictors is for  
Injectors

Aut. Satellites

Sat.Center

Mobile Sat.Centers

The percentage depends on the  
actual product used. For each  
product, it is recommended to do  
a calibration.

Additional hose fitting on request

## 11.1 Double/Triple chemical inlet for units

### Double chem. Inlet.

Item No 88101



For mounting on LP Injector 3-10bar and MP Injector 10-50bar.

Set for 2 Product, in stainless steel. Fitted with two inlets for respectively foam and disinfection.

Includes:

- Holder for restrictor
- Restriction set (1-6%)
- Console. (Plate with room for chemical labels)
- Suction tube complete

**NOTE!** Care must be taken when using two products that do not work together.

### Double chem. Inlet HP.

Item No 87301



For mounting on 1 Product Injectors 50-150.

Set for 2 Product, in stainless steel. Fitted with two inlets for respectively foam and disinfection. Built in high pressure Non-Return valve


Includes:

- Holder for restrictor
- Restriction set (1-6%)
- Console. (Plate with room for chemical labels)
- Suction tube complete

**NOTE!** Care must be taken when using two products that do not work together.

### Triple chem. Inlet std.

Item No 88608



For mounting on 1- or 2- Product Injectors 10-50

Set for 3 Product, in stainless steel. Fitted with tree inlets for foam's and disinfection. Built in Non-Return valve

Includes:

- Holder for restrictor
- Restriction set (1-6%)
- Console. (Plate with room for chemical labels)
- Suction tubes complete

**NOTE!** Care must be taken when using products that do not work together.

### Double chem. Sat. Center

Item No 85788



For mounting on Sat.Center 25-60, 25-125, 25-210 and 40-80

Set for 2 Product, in stainless steel. Fitted with two inlets for respectively foam and disinfection.

Includes:

- Holder for restrictor
- Restriction set (1-6%)
- Console. (Console with room for labels)
- Suction tube complete

**NOTE!** Care must be taken when using two products that do not work together.

## 12. Trolley

### Trolley. 4 wheels

Stainless steel

Item No. 80284



Size:

Height	1050 mm
Width	550 mm
Depth	470 mm

Trolley in stainless steel for one injector and one product drum (25 l). Including bracket for 10 m ½" hose. Two big wheels and two small swivel wheels.

All wheels with grey rubber tyre.

### Trolley. 4 wheels

Stainless steel

Wide edition

Item No. 82469



Size:

Height	1050 mm
Width	695 mm
Depth	470 mm

Trolley in stainless steel for one injector and TWO product drum (25 l). Otherwise, see above

## 13. Accessory for PumpSet

### Pressure compensator

Item No. 80290

Item No. 83457

Item No. 81661



Volume 0,7L

3,5L

20L

Pressure compensator,  
Coated.

For installation in piping system, between Pump Set and foam unit

*Prevents pressure chocks in pipe systems.*

## 14. Tools for Injector

### Tool for Seeger rings

Item No. 81760


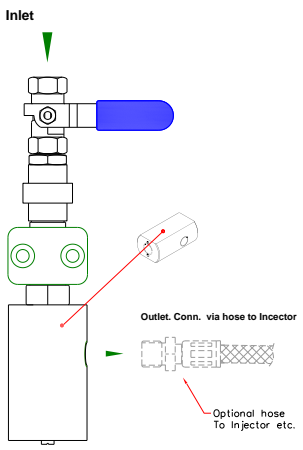
Total length: 230mm



Made for replacing the seeger locking ring used in both ends of the injector.

It fits all type of injectors from low pressure to high pressure

## 15. Adj. Non-Return Valve

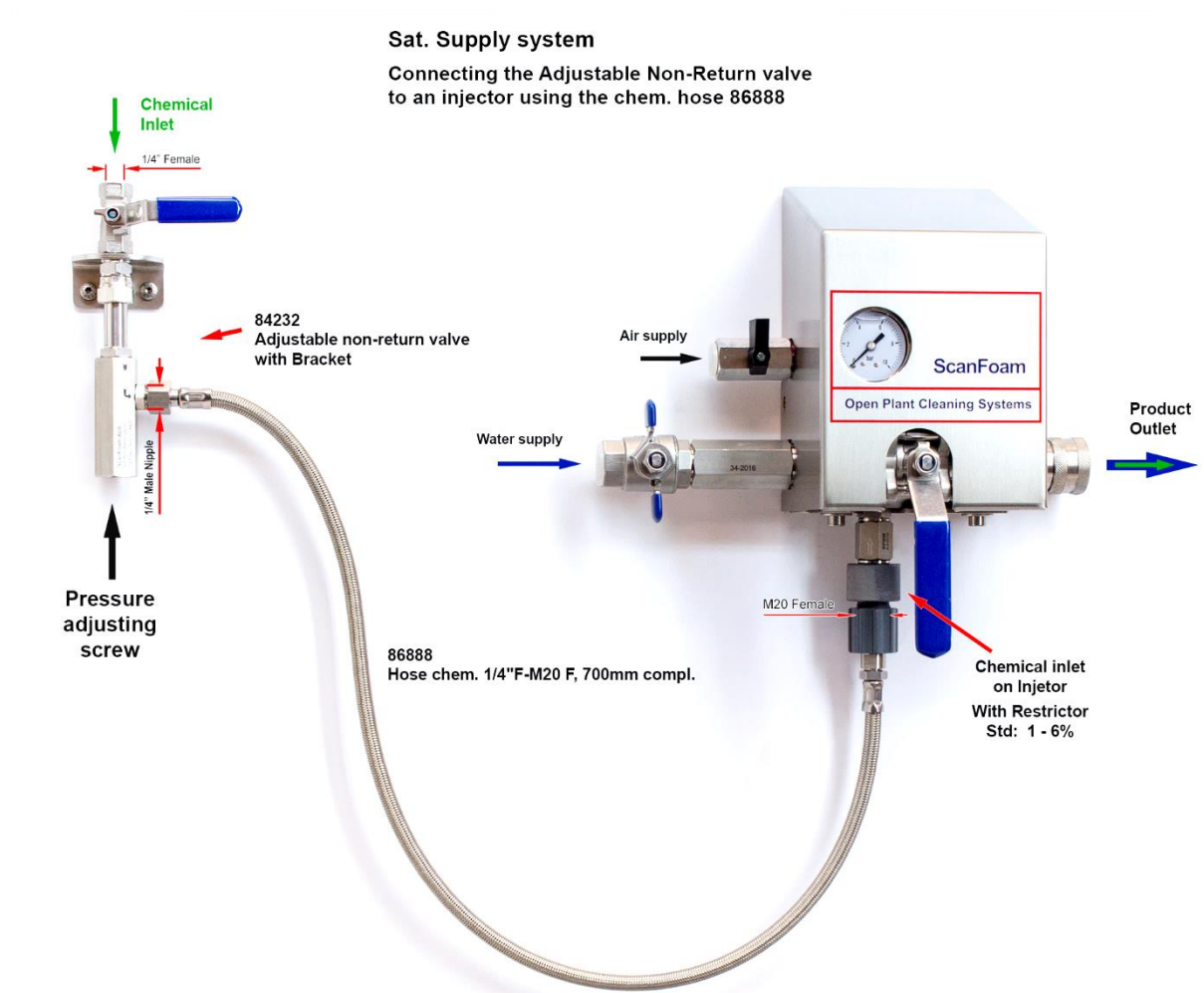
<p><b>Wall mounted Adj. Non-Return valve</b> Item No. 84232</p> 	<p><b>Inlet 1/4"</b> <b>Outlet 1/4"</b></p> <p><b>Inside thread</b> <b>Outside thread</b></p> <p>The wall mounted Non-Return valve is a kit.</p> <p>Pressure range 0,5-2,4 bar</p> <p>To be connected to an Injector and connected with a hose.</p> <p><b>Recommended chem. hose:</b> <b>See below</b></p>	<p><b>The unit should <u>not</u> be used with Chlorine products. See the PVC edition below.</b></p> <p>It is made of Stainless Steel AISI 316</p> <p>It is an Adjustable Non-Return valve, fitting and a shut off valve assembled with a bracket so that the kit is mountable on a wall.</p>
<p><b>Wall mounted Adj. Non-Return valve</b> Item No. 86312</p>	<p>Inlet 1/4" Outside thread Outlet 1/4" Outside thread</p> <p>Stainless steel. High pressure Pressure range 0,5-4,0 bar</p>	<p>Same unit as the 84232 above but with a higher pressure range.</p>
<p><b>Chem hose</b> <b>1/4" Fx M20 Inj</b> Item no: 86888</p>	<p>Length: 700mm</p> <p>The hose fits directly on the unit Adj. Non-Return valve in one end and on an Injector chemical inlet</p>	<p>The hose is made of Stainless Steel and PTFE.</p> <p>Fittings in touch with media is made in AISI 316</p>
<p><b>Wall mounted Adj. Non-Return valve</b> Item No. 87133</p> 	<p>The wall mounted Non-Return valve is a kit.</p> <p>Pressure range 0,5-2,4 bar</p> <p>It is the Non-Return valve, fitting and a shut off valve assembled with a bracket so that the kit is mountable on a wall.</p> <p>Typically, it will be mounted beside an Injector and connected with a hose.</p> <p>Recommend hose for connection to the chemical inlet on an Injector</p> <p>Item no: 83484</p>	<p><b>The unit is made with body in PVC and is suitable for light Chlorine products</b></p>



## Connecting the wall mounted Adjustable valve with an Injector in a Sat. Supply system

See also the Sat.Supply units in the Unit Catalogue

Example picture



ScanFoam

Cleaning Equipment ApS