


Item


Technical Data


Description


11. Suction tube, Double chem. Inlet etc

Suction tube.	Suction tube incl. foot valve.	Suction tube in grey PVC or Stainless Steel.
Item No.85041	PVC 540mm, incl. hose 1.500 mm	
Item No.87478	PVC 540mm, incl. hose 1.800 mm	For 20-25 l containers.
Item No.85844	StSt 540mm, incl. hose 1.500mm	
Item No.87488	StSt 540mm, incl. hose 3.000mm	The Suction Tubes has mounted standard fittings for Injectors.



Level tube.	Hose diameter: 9/12 (Sat.Supply)	Level tube in grey PVC, for 25l container.
Item No.82809	Hose diameter: 6/9 (Injector etc.)	
Item No 81396	Level sensor for indication of low level in container.	<i>Level tube made of AISI 316 Stainless Steel / PTFE material for very strong acids on request.</i>
	Length 495 mm, incl. hose 1800 mm	
	Diameter Level tube: 40mm	

Level tube long.	Length of level tube	1155 mm	Level tube in grey PVC, for big containers. (425, 640, 800 litre or more)
Item No.89429	Diameter Level tube:	40 mm	
	Hose diameter:	9/12	For automatic and fast chemical distribution like Sat.Supply, CIP-EL etc.
	Hose length	4,0 m	
	Level sensor for indication of low level in container.		Available hose fittings: PVDF 1/4" 3/8" and 1/2"
	Length of wire total:	10 m	<i>Special edition for strong acid: Level tube made of AISI 316 Stainless Steel / PTFE material on request. Available in the normal or the long edition</i>

Restriction Set.	The standard restriction set contains the following:	The Restrictors is for Injectors
Item No.84051	White ----- 1%	Item no. 83008
	Red ----- 2%	Item no. 81767
	Blue ----- 3%	Item no. 83007
	Black ----- 4%	Item no. 81768
	Orange ----- 5%	Item no. 83006
	Grey ----- 6%	Item no. 81769
	Holder for restrictor	Item no. 85040
		Aut. Satellites Sat.Center Mobile Sat.Centers
		The percentage depends on the actual product used. For each product, it is recommended to do a calibration.
		Additional hose fitting on request

Item	Technical Data	Description
------	----------------	-------------

Double/Triple chemical inlet for units

Double chem. Inlet.

Item No 88101



For mounting on 1 Product Injectors 3-10bar, 10-50bar.

Set for 2 Product, in stainless steel. Fitted with two inlets for respectively foam and disinfection.

Includes:

- Holder for restrictor
- Restriction set (1-6%)
- Console. (Plate with room for chemical labels)
- Suction tube complete

NOTE! Care must be taken when using two products that do not work together.

Double chem. Inlet HP.

Item No 87301



For mounting on 1 Product Injectors 50-150.

Set for 2 Product, in stainless steel. Fitted with two inlets for respectively foam and disinfection. Built in high pressure Non-Return valve

Includes:

- Holder for restrictor
- Restriction set (1-6%)
- Console. (Plate with room for chemical labels)
- Suction tube complete

NOTE! Care must be taken when using two products that do not work together.

Triple chem. Inlet std.

Item No 88608



For mounting on 1- or 2- Product Injectors 10-50

Set for 3 Product, in stainless steel. Fitted with tree inlets for foam's and disinfection. Built in Non-Return valve

Includes:

- Holder for restrictor
- Restriction set (1-6%)
- Console. (Plate with room for chemical labels)
- Suction tubes complete

NOTE! Care must be taken when using products that do not work together.

Double chem. Sat. Center

Item No 85788



For mounting on Sat.Center

Set for 2 Product, in stainless steel. Fitted with two inlets for respectively foam and disinfection.

Includes:

- Holder for restrictor
- Restriction set (1-6%)
- Console. (Console with room for labels)
- Suction tube complete

NOTE! Care must be taken when using two products that do not work together.